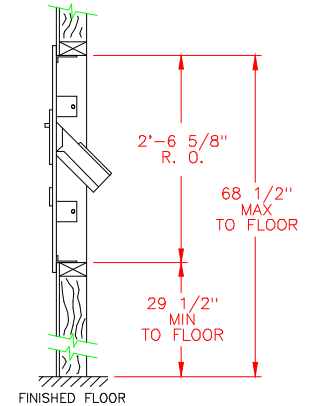
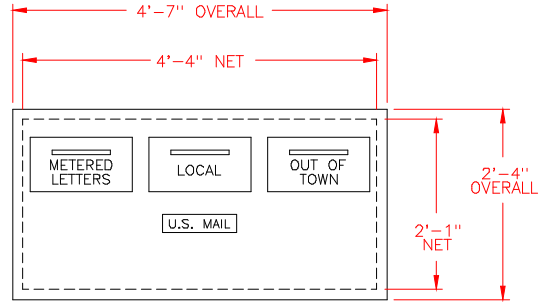
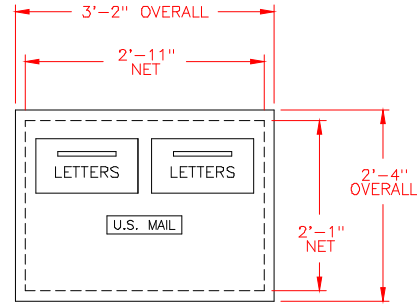
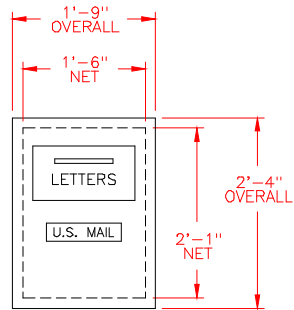


CC61RL/CC62RL/CC63RL INSTALLATION CUT SHEET



MATERIALS:

- HOPPERS: 1/4" ALUMINUM
- FRONT PLATE: 1/4" ALUMINUM

FINISHES:

- CLEAR ANODIZE
- GOLD ANODIZE
- BROWN POWDER COAT

CONSTRUCTION: WELDED

HOPPER OPENING:

- 12 1/2" WIDE x 6" HI

ENGRAVING:

- 1 1/8" HI (AS SHOWN)
- OPTIONAL, AS SPECIFIED

TRIM: OPTIONAL, MATCHING FINISH.

INSTALLATION NOTES:

1. FABRICATE WALL OPENING AT DESIRED LOCATION TO ROUGH OPENING DIMENSIONS AS SHOWN.
2. DRILL HOLES IN MOUNTING BRACKETS APPROXIMATELY 1/2 INCH FROM REAR EDGE OF BRACKET.
3. INSERT COLLECTION UNIT INTO OPENING AND DRILL MOUNTING HOLES INTO OPENING AT SIDE, TOP AND BOTTOM PANEL HOLE LOCATIONS.
4. IF NECESSARY, INSERT ANCHORS INTO MOUNTING HOLES.
5. MOUNT COLLECTION UNIT USING #8 SCREWS.

AUTH AF FLORENCE
 MANUFACTURING COMPANY
 5935 CORPORATE DRIVE
 MANHATTAN KANSAS 66503